

Birmingham International Airport

# Rail Guide

12 December 2004 - 11 June 2005



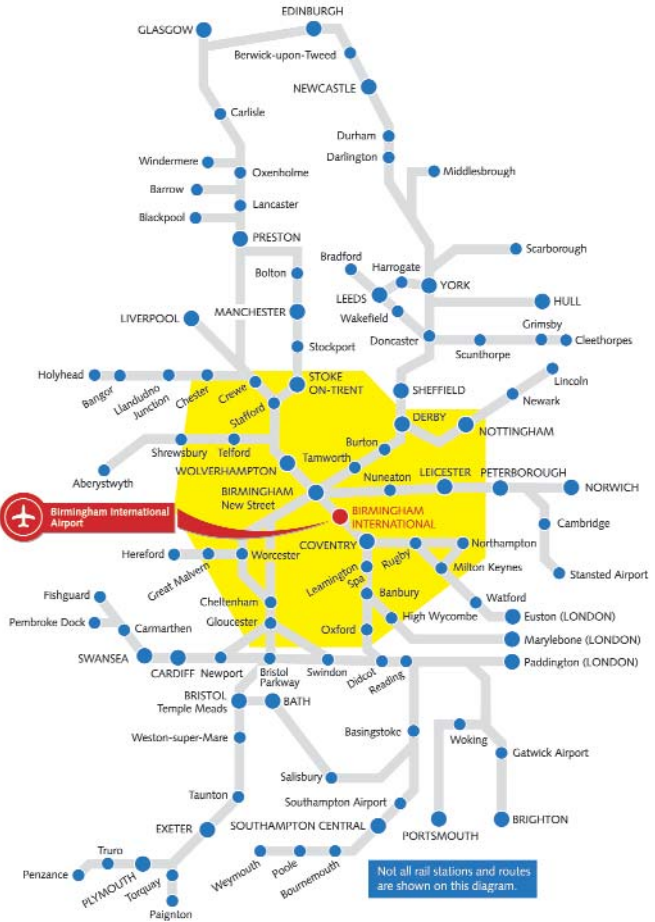
Travel by Rail to

Birmingham International Airport

Train times between Airport & Birmingham New Street Station



# Principal Rail Links to Birmingham International Airport



For further details of services in the highlighted area, please see fold-out map.

# Principal Rail Connections to Birmingham International Airport




**Air-Rail Link** operates every 2 minutes between Birmingham International Interchange and the Airport Passenger Terminals, with a journey time of under 2 minutes.



For detailed timetables and fares please call  
**National Rail Enquiries**  
**08457 48 49 50**  
 (Calls to this number may be recorded)

Not all Rail Stations and Routes are shown on this diagram.

# Take the Train



Rail is the fast and convenient way to get to Birmingham International Airport, with the free **Air-Rail Link** making transferring between the rail station and Airport Passenger Terminals quick and easy.













So forget about traffic jams and parking charges and let the train take you straight to the Airport.

This Rail Guide contains useful information to help you plan your rail journey:

Maps of Principal Rail Routes	Foldout Section
Airport/NEC and Interchange Plans	2-3
General Information	4
<b>Train Times between Airport and Birmingham City Centre</b>	
Monday - Friday	5-7
Saturday	8-10
Sunday	11-13
Summary of Rail Services to Principal Destinations	14-15
Engineering Works and Further Information	16
Fares from Birmingham International Rail Station	17

# Birmingham International Airport

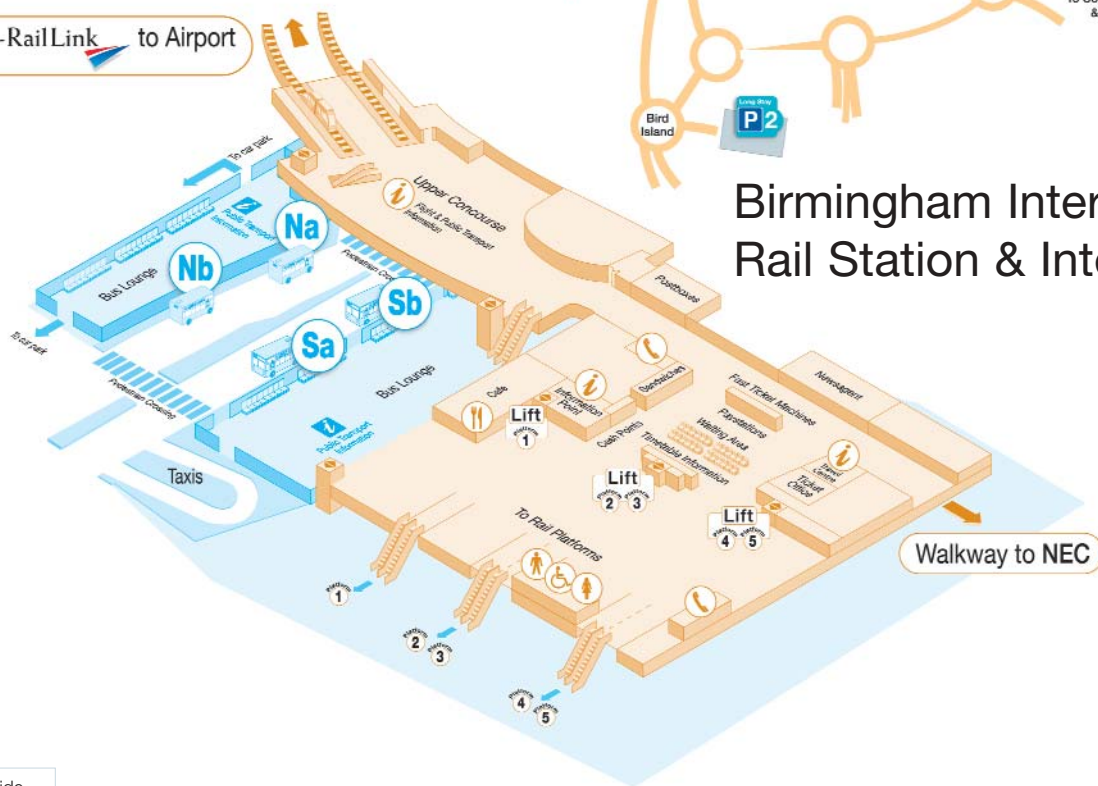
**Key**

- Passenger Terminals 
- NEC 
- Hotels & Offices 
- Air RailLink 
- Pedestrian Route 
- Cycle Route 
- Buses & Trains 
- Car Hire 
- Taxi 
- Station Parking 
- Airport Parking 
- Cycle & Motorcycle Parking 



Air-RailLink  to Airport

# Birmingham International Rail Station & Interchange



# General Information

## Birmingham International Rail Station & Interchange

Located only 500 metres from the Airport Passenger Terminals, Birmingham International Rail Station & Interchange is served by over 200 trains per day. Direct trains operate to many destinations including Birmingham City Centre, London and the South and the North of England.



**Air-Rail Link** takes you between the rail station and Passenger Terminals in less than two minutes. The free service operates approximately every two minutes. The **Air-Rail Link** station is at first floor level in Terminal 1 and only a short covered walk from Terminal 2. **Air-Rail Link** is open from 0515 to 0200.

## No Direct Train Service?

Frequent direct services operate from most of the Midlands and many parts of the UK to Birmingham New Street Station. From there take one of the frequent trains (6 trains per hour during the day) to Birmingham International Rail Station & Interchange. The journey time is only 10-20 minutes - see pages 5-11 for train times between Birmingham New Street Station and Birmingham International Rail Station.

## Link from Solihull Rail Station

Twice an hour the 966 Travel West Midlands bus will take you to the Airport from Solihull Railway Station connecting with Chiltern Railways services from Warwick, High Wycombe and London Marylebone Rail Station.

## Going to the NEC?

The National Exhibition Centre is connected by a covered walkway to Birmingham International Rail Station & Interchange. From the Airport take **Air-Rail Link** to the Interchange. See pages 2-3 for a site plan.

## Weekend Rail Services

Essential engineering work may take place at weekends, which may cause changes to the train times given in this guide. Passengers are advised to confirm train times before travelling. Please see page 16 for further details.

# Airport > City Centre City Centre > Airport



## Monday - Friday **mornings**

Birmingham  
International  
Airport



Birmingham  
New Street  
Rail Station

Birmingham  
New Street  
Rail Station



Birmingham  
International  
Airport

0614	0630
0635	0655
0649	0706
0703	0719
0720	0732
0734	0745
0735	0753
0748	0800
0758	0809
0805	0821
0808	0824
0820	0836
0828	0841
0834	0848
0842	0858
0849	0904
0858	0909
0914	0930
0928	0941
0934	0945
0944	1000
0948	1006
0958	1009
1014	1030
1028	1041
1034	1045
1044	1100
1048	1106
1058	1109
1114	1130
1128	1141
1134	1145
1144	1200
1148	1206
1158	1209

0010 <b>N</b>	0024
0530	0540
0603	0613
0610	0621
0615	0631
0627	0644
0640	0650
0643	0654
0700	0710
0703	0715
0706	0723
0718	0732
0730	0740
0733	0750
0745	0756
0748	0759
0800	0810
0803	0815
0806	0822
0830	0840
0836	0852
0851	0901
0900	0910
0903	0915
0906	0922
0930	0940
0936	0952
0951	1001
1000	1010
1003	1015
1006	1022
1030	1040
1036	1052
1051	1101
1100	1110
1103	1115
1106	1122
1130	1140
1136	1152
1151	1201

**Note:**

**N** = Does not run on  
Monday mornings

# Airport > City Centre City Centre > Airport



## Monday - Friday **afternoons**

Birmingham  
International  
Airport



Birmingham  
New Street  
Rail Station

Birmingham  
New Street  
Rail Station



Birmingham  
International  
Airport

1214	1230	1200	1210
1228	1241	1203	1215
1234	1245	1206	1222
1244	1301	1230	1240
1248	1306	1236	1252
1258	1309	1251	1301
1314	1330	1300	1310
1328	1341	1303	1315
1334	1345	1306	1322
1344	1400	1330	1340
1348	1406	1336	1352
1358	1409	1351	1401
1414	1430	1400	1410
1428	1441	1403	1415
1434	1445	1406	1422
1444	1500	1430	1440
1448	1506	1436	1452
1458	1509	1451	1501
1514	1530	1500	1510
1528	1541	1503	1515
1534	1545	1506	1522
1544	1600	1530	1540
1548	1606	1536	1552
1558	1609	1551	1601
1614	1630	1600	1610
1628	1641	1603	1615
1634	1645	1606	1622
1644	1700	1630	1640
1648	1703	1636	1652
1658	1709	1651	1703
1714	1730	1700	1710
1728	1741	1703	1715
1734	1745	1706	1722
1744	1800	1719	1733
1748	1806	1730	1740
1758	1809	1736	1752
		1751	1803



# Airport > City Centre City Centre > Airport



## Monday - Friday **evenings**

Birmingham International Airport	Birmingham New Street Rail Station	Birmingham New Street Rail Station	Birmingham International Airport
1814	1831	1800	1810
1828	1839	1803	1815
1834	1845	1806	1822
1844	1901	1821	1833
1852	1904	1830	1840
1858	1909	1836	1852
1914	1930	1848	1858
1928	1939	1900	1910
1934	1945	1903	1915
1944	2000	1909	1925
1948	2004	1930	1940
1958	2009	1936	1952
2007	2023	1951	2001
2014	2027	2003	2015
2028	2039	2006	2022
2034	2048	2030	2040
2044	2100	2036	2052
2048	2104	2051	2101
2058	2109	2103	2114
2114	2130	2106	2122
2128	2139	2130	2140
2134	2145	2136	2152
2144	2200	2151	2201
2148	2206	2206	2222
2158	2209	2236	2252
2214	2230	2300	2310
2234	2250	2317	2333
2244	2300	0010	0022
2248	2306		
2314	2330		
2328	2339		

# Airport > City Centre City Centre > Airport



## Saturday mornings

Birmingham  
International  
Airport



Birmingham  
New Street  
Rail Station

Birmingham  
New Street  
Rail Station



Birmingham  
International  
Airport

0620	0636	0010	0022
0650	0706	0600	0610
0720	0736	0603	0615
0734	0745	0613	0630
0750	0806	0630	0641
0756	0809	0643	0659
0816	0836	0700	0709
0828	0839	0703	0714
0834	0848	0709	0726
0850	0906	0730	0743
0856	0909	0736	0752
0916	0937	0800	0810
0928	0939	0803	0815
0934	0945	0809	0826
0950	1006	0830	0841
0956	1009	0836	0852
1016	1037	0900	0910
1028	1039	0903	0915
1034	1045	0909	0926
1050	1105	0930	0941
1056	1109	0936	0952
1116	1137	1000	1010
1128	1139	1003	1015
1134	1145	1009	1026
1150	1206	1030	1041
1156	1209	1036	1052
		1100	1110
		1103	1115
		1109	1125
		1130	1141
		1136	1152

### Important Notice:

The Saturday timetable may be revised from 2 April 2005.  
Passengers are advised to check times before travelling.

# Airport > City Centre City Centre > Airport



## Saturday afternoons

Birmingham  
International  
Airport



Birmingham  
New Street  
Rail Station

Birmingham  
New Street  
Rail Station



Birmingham  
International  
Airport

1216	1236	1200	1210
1228	1239	1203	1215
1234	1245	1209	1225
1250	1306	1230	1241
1256	1309	1236	1252
1316	1336	1300	1310
1328	1339	1303	1315
1334	1345	1309	1326
1350	1406	1330	1340
1356	1409	1336	1352
1416	1437	1400	1410
1428	1439	1403	1415
1434	1446	1409	1425
1450	1506	1430	1441
1456	1509	1436	1452
1516	1537	1500	1510
1528	1539	1503	1515
1534	1545	1509	1526
1550	1606	1530	1540
1556	1609	1536	1552
1616	1637	1600	1610
1628	1639	1603	1615
1634	1645	1609	1626
1650	1706	1630	1640
1716	1737	1636	1652
1728	1739	1648	1702
1734	1745	1700	1710
1750	1806	1703	1715
1756	1809	1709	1726
		1736	1752
		1748	1802

### Important Notice:

The Saturday timetable may be revised from 2 April 2005.  
Passengers are advised to check times before travelling.

# Airport > City Centre City Centre > Airport



## Saturday evenings

Birmingham  
International  
Airport



Birmingham  
New Street  
Rail Station

1816	1836
1828	1839
1834	1845
1850	1906
1852	1909
1916	1936
1928	1939
1934	1945
1950	2006
1956	2009
2016	2036
2028	2039
2034	2045
2050	2106
2120	2136
2128	2139
2134	2145
2150	2206
2220	2236
2233	2244
2234	2254
2249	2305
2314	2330
2329	2340

Birmingham  
New Street  
Rail Station



Birmingham  
International  
Airport

1800	1810
1803	1814
1809	1826
1830	1840
1836	1852
1900	1910
1903	1914
1909	1926
1936	1952
2000	2009
2003	2014
2009	2026
2036	2052
2100	2109
2103	2114
2109	2126
2136	2156
2200	2209
2218	2235
2248	2305
2317	2334

### Important Notice:

The Saturday timetable may be revised from 2 April 2005.  
Passengers are advised to check times before travelling.

# Airport > City Centre City Centre > Airport



## Sunday mornings

Birmingham  
International  
Airport



Birmingham  
New Street  
Rail Station

0012	0023
0850	0907
0913	0924
0950	1007
1014	1029
1027	1039 <b>B</b>
1048	1107 <b>A</b>
1050	1107 <b>B</b>
1114	1126
1126	1139
1134	1147 <b>A</b>
1148	1207 <b>A</b>
1150	1207 <b>B</b>

Birmingham  
New Street  
Rail Station



Birmingham  
International  
Airport

0015	0026
0900	0910
0903	0914 <b>A</b>
0915	0926
0936	0952
0947	1014 <b>A</b>
1000	1010
1003	1013 <b>B</b>
1015	1025
1036	1052
1100	1110
1103	1114 <b>A</b>
1112	1122 <b>B</b>
1115	1126
1136	1152

**Note:**

**A** = Until 27th March 2005

**B** = From 3rd April 2005

# Airport > City Centre City Centre > Airport



## Sunday **afternoons**

Birmingham  
International  
Airport

Birmingham  
New Street  
Rail Station

Birmingham  
New Street  
Rail Station

Birmingham  
International  
Airport

1214	1226
1226	1239
1234	1247
1248	1307 <b>A</b>
1250	1307 <b>B</b>
1314	1326
1326	1339
1334	1347
1348	1407 <b>A</b>
1350	1407 <b>B</b>
1414	1426
1426	1439
1434	1447
1448	1507 <b>A</b>
1450	1507 <b>B</b>
1514	1526
1522	1539 <b>B</b>
1526	1539 <b>A</b>
1534	1547
1548	1607 <b>A</b>
1550	1607 <b>B</b>
1558	1609
1614	1626
1626	1639
1634	1647
1648	1707 <b>A</b>
1650	1707 <b>B</b>
1656	1709 <b>B</b>
1658	1709 <b>A</b>
1714	1726
1734	1747
1748	1807 <b>A</b>
1750	1807 <b>B</b>
1758	1809

1200	1210
1203	1214
1215	1225
1236	1252
1300	1310
1303	1314 <b>A</b>
1312	1322 <b>B</b>
1315	1325
1336	1352
1400	1410
1403	1414
1415	1425
1430	1443
1436	1452
1500	1510
1503	1514 <b>A</b>
1512	1522 <b>B</b>
1515	1526
1530	1543
1536	1552
1600	1610
1603	1614
1615	1625
1630	1643
1636	1652
1700	1710
1703	1714 <b>A</b>
1712	1722 <b>B</b>
1715	1726
1730	1743
1736	1752

### Note:

**A** = Until 27th March 2005

**B** = From 3rd April 2005

# Airport > City Centre City Centre > Airport



## Sunday evenings

Birmingham International Airport	Birmingham New Street Rail Station	Birmingham New Street Rail Station	Birmingham International Airport
1814	1824	1800	1810
1826	1839	1803	1814
1836	1849	1815	1825
1848	1905	1830	1842
1858	1909	1836	1853
1914	1924	1900	1910
1926	1939	1903	1914
1936	1950	1915	1925
1948	2005	1936	1953
1958	2009	2000	2010
2014	2024	2003	2014
2026	2039	2015	2025
2036	2049	2036	2053
2048	2105	2100	2110
2055	2109	2103	2114
2114	2124	2115	2125
2126	2139	2136	2153
2136	2149	2200	2210
2148	2205	2236	2253
2214	2224	2300	2310
2233	2245	2315	2332
2336	2311		
2248	2305		
2328	2340		
0031	0043		
0131	0143		

# Summary of Rail Services to Principal Destinations



This table is a guide to typical weekday train frequencies and journey times to major stations within the Airport's catchment area. Trains may be less frequent in the evenings and weekends.

Destinations marked '■' have frequent direct services from Birmingham International Station and journey times and frequencies are shown from that station.

Destinations marked '●' have infrequent direct services from Birmingham International station. Passengers may find it quicker to change to more frequent services at Birmingham New Street Station. Journey times and frequencies are shown from New Street Station.

Destinations marked '▲' have frequent direct services from Birmingham New Street Station and journey times and frequencies are shown from that station.

There are very frequent trains between Birmingham International and New Street stations with a journey time of 10-15 minutes.

## Services from Solihull Rail Station

Bus 966 links the Airport with Solihull Rail Station to connect with Chiltern Railways' services to Warwick, Bicester, High Wycombe and stations to London Marylebone. This service also provides an alternative route to Leamington Spa and Banbury.

## Services from Birmingham Moor Street and Snow Hill Stations

These stations are about 15-20 minutes walk from Birmingham New Street Station.

Destination	Direct Services	Trains/ hour	Time hr:min
Banbury	■	1	0:40
Bristol	▲	2	1:30
Bromsgrove	▲	1-2	0:20
Burton on Trent	●	2-3	0:30
Cardiff	▲	1	2:20
Cheltenham	▲	2-3	0:40
Chester	▲	1	1:50
Coventry	■	6	0:15
Crewe	▲	2	0:55
Derby	●	4	0:45
Gloucester	▲	1	1:00

Great Malvern	▲	1	1:00
Hereford	▲	1	1:35
Kidderminster	▲	1	0:35
Leamington Spa	■	1	0:25
Leicester	▲	2	0:55
Lichfield City	▲	4	0:40
Lincoln	▲	1	2:30
Liverpool	▲	1	1:45
London Euston	■	2	1:30
Manchester	●	2	1:45
Milton Keynes	■	1	0:45
Northampton	■	1	0:50
Nottingham	▲	3	1:20
Nuneaton	▲	2	0:30
Oxford	■	1	1:05
Peterborough	▲	1	1:50
Reading	■	1	1:30
Redditch	▲	2	0:40
Rugby	■	1	0:25
Sheffield	●	2	1:20
Shrewsbury	▲	2	0:55
Stafford	●	3	0:35
Stoke-on-Trent	▲	2	0:50
Stourbridge Junction	Note A	1	0:20
Stratford-upon-Avon	Note A	1	0:55
Sutton Coldfield	▲	6	0:20
Tamworth	▲	2-3	0:20
Telford	▲	2	0:40
Walsall	▲	4	0:25
Warwick	Note B	2	Note B
West Bromwich	Note C	6	0:13
Wolverhampton	■	1-2	0:40
Worcester Foregate St	▲	2-3	0:50

### Notes

A From Birmingham Moor Street

B Via Solihull rail station or Leamington Spa

C Midland Metro from Birmingham Snow Hill



# Engineering Works and Further Information

There are no planned major engineering works affecting services in the West Midlands during the period covered by this Rail Guide. However, at weekends, services may be affected by short term works and works in other areas. Passengers are advised to check the latest information before travelling.

---

## Further Information



National Rail Enquiries

**08457 48 49 50**

(calls to this number may be recorded)

Local Public Transport Information

**0870 608 2 608**

---

[www.nationalrail.co.uk](http://www.nationalrail.co.uk)

for information about all aspects of rail travel

- rail journey planner
- rail timetables and fares
- live station departure boards
- ticket types
- service alterations



[www.centro.org.uk](http://www.centro.org.uk)

for information about local bus and rail services

- journey planner
- timetables and maps
- fares and tickets

**for information  
from train  
operators serving  
the West Midlands**

[www.centraltrains.co.uk](http://www.centraltrains.co.uk)  
[www.virgintrains.co.uk](http://www.virgintrains.co.uk)  
[www.chilternrailways.co.uk](http://www.chilternrailways.co.uk)  
[www.firstnorthwestern.co.uk](http://www.firstnorthwestern.co.uk)  
[www.arrivatrainswales.co.uk](http://www.arrivatrainswales.co.uk)

# Fares from Birmingham International Rail Station

Fantastic value Saver Return tickets are now available from the following stations and many others to and from Birmingham International Station. The return journey can be made within one calendar month of the outward journey. Saver Return tickets shown to Birmingham International Station may be used on any train, at any time of the day without restriction. Restrictions may apply on other tickets.

## **Example** - Adult Saver Return Fares to and from Birmingham International Rail Station

<b>From</b>	<b>Saver Return</b>
Birmingham New Street	£5.10
Wolverhampton	£7.20
Nottingham	£15.50
Shrewsbury	£12.60
Leicester	£11.50
Worcester Foregate Street	£10.40
Derby	£13.20
Nuneaton	£7.60
Tamworth	£9.10

These fares are subject to review on 12 June 2005.

Travel on Train Companies' services is subject to the National Rail Conditions of Carriage.

# Daytripper



# Disappear for a day



## Magical days out for all the family

Wouldn't it be nice to just disappear for the day and reappear somewhere special? For just £7.00, a family Daytripper ticket gives you unlimited access (on the day of issue) to bus, Metro and rail services throughout the Centro area\*. Valid any weekday after 0930 and all day at weekends and Bank Holiday Mondays.

Daytripper tickets are available from:

- Any staffed local rail station
- From the driver on most bus services in the West Midlands county
- Centro Travel Information Centre at New Street Station
- TWM Travelcard and Information Centres

\* Not valid on night bus services.



Keeping the West Midlands moving